



### District Report Card: 2017


<b>State:</b> West Bengal	<b>District:</b> Siliguri
<b>Class:</b> 5	<b>Subject:</b> Language
<b>Schools:</b> 56	<b>Students:</b> 1196


### Participation/Coverage


#### Students

<div>GENDER</div> <div></div>	Boys		Girls	
	Number	%	Number	%
	559	46.74	637	53.26

<div>AREA</div> <div></div>	Rural		Urban	
	Number	%	Number	%
	871	72.83	325	27.17

<div>CATEGORY</div> <div></div>	SC		ST		OBC		GEN	
	Number	%	Number	%	Number	%	Number	%
	602	50.33	214	17.89	135	11.29	245	20.48

<div>CWSN</div> <div></div>	LD	VI	HI	S&LD	ID	Oth
	0	3	1	2	2	20

<div>Management</div> <div></div>	Government		Government-aided	
	Number	%	Number	%
	553	46.24	643	53.76

### Average Performance of Students in Language (%)

Overall	Gender		Area		Management		Social Group			
	Male	Female	Rural	Urban	Govt.	Aided	SC	ST	OBC	GEN
52.63	51.07	53.99	48.60	63.43	49.04	55.71	50.13	47.66	54.91	61.82

## Performance on Learning Outcomes (LOs)

Learning Outcomes	Description	Average Performance(%)
L504	Reads and comprehends independently storybooks, news items/ headlines, advertisements etc.	47.29
L508	Reads text with comprehension, locates details and sequence of events	55.29

Range of Performance of Students who Answered Correctly							
Below 30%		30% - 50%		50% - 75%		Above 75%	
Number	%	Number	%	Number	%	Number	%
274	22.91	292	24.41	365	30.52	265	22.16

## Lowest Performing Learning Outcomes (LOs)

- 1 - Reads and comprehends independently storybooks, news items/ headlines, advertisements etc. (47.29)
- 2 - Reads text with comprehension, locates details and sequence of events (55.29)